


RESPONDING TO COVID-19

Almanac Highlights

June 4, 2020 update

INTRODUCTION: OLIVER WYMAN COVID-19 ALMANAC



Context and purpose

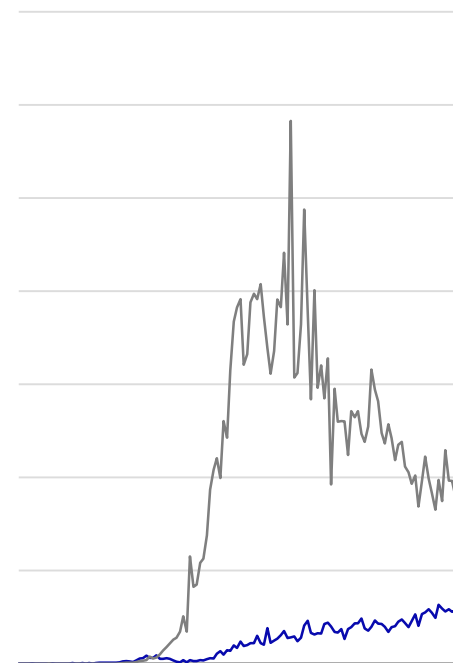
The novel coronavirus has infected hundreds of thousands of people globally and is taking a severe toll on individuals, families, and economies as productivity drops and stock markets reflect increased global uncertainty

This document provides a sample of available baseline facts and guidance for business leaders as to critical questions to address in the immediate and near-term to ensure the continuity of their business and the safety, health, and wellbeing of their workforce and customers

What is it?

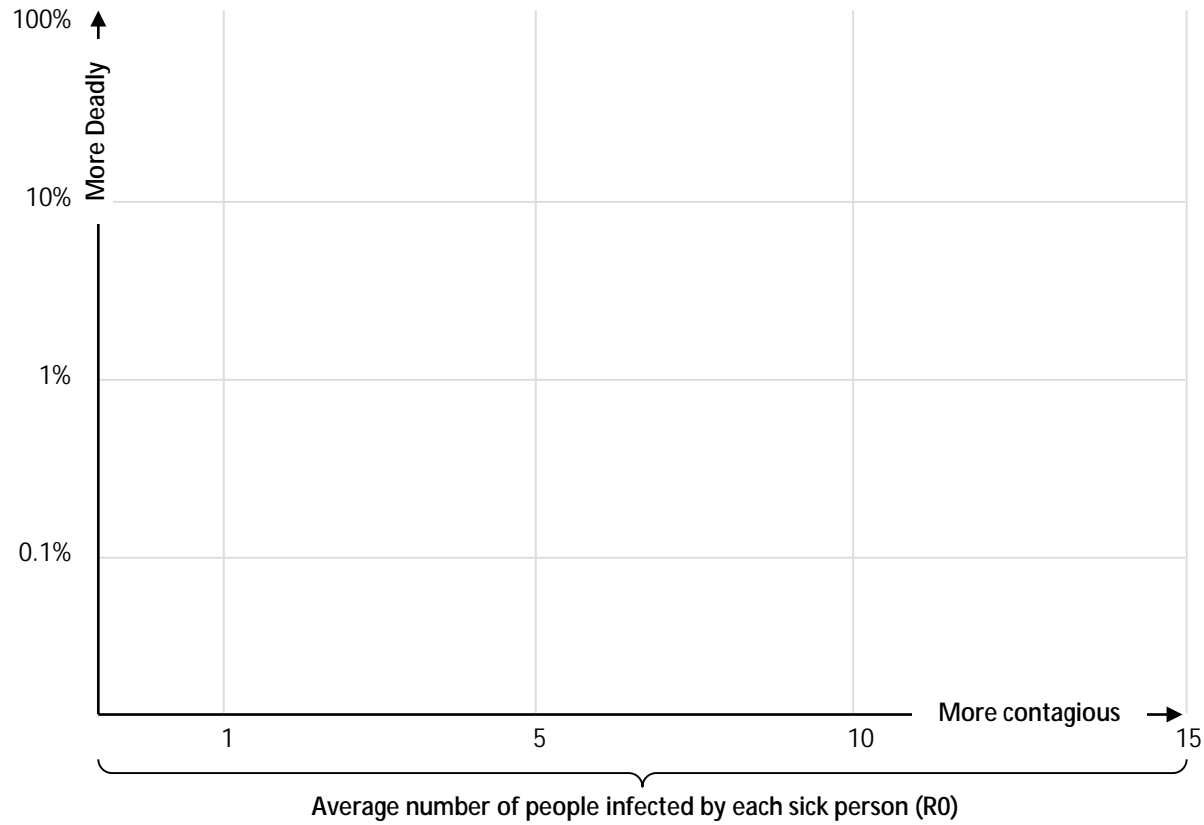
COVID-19 is the name for the illness caused by the novel coronavirus that originated in Wuhan, China in December 2019

It is from the



HOW DOES COVID-19 COMPARE TO OTHER DISEASE OUTBREAKS? (1 OF 2)

COVID-



OUR FACTBASE

WE CANNOT AFFORD TO REMAIN SHUT DOWN, BUT IT'S NOT WITHOUT RISK TO RE-OPEN FULLY. WE EXPECT >12 MORE MONTHS OF SOCIAL DISTANCING "CYCLES"

Initial Outbreak

Long Haul of Suppression

Mitigation/Economy

REOPENING PLANS SHOULD BALANCE MOBILITY AND ECONOMIC OPPORTUNITY FOR YOUNGER RESIDENTS WITH PROTECTION FOR VULNERABLE POPULATIONS

While infection is prevalent in those under the age of 60, the risk for hospitalization and death is severely diminished in younger age groups

Asymptomatic patients tend to be younger: there is

ILLUSTRATIVE PLAYBOOK COMPONENTS ON WORKFORCE RESILIENCE AND READINESS

Functional redesigns

- Workflow redesign to reduce hand-offs, complexity, and intensity of rare skills
- Automation of critical processes and processes with higher personnel risks
- Infrastructure and IT configured for enablement of full program portfolio
- No sharing of equipment when possible


Alternative staffing models

- Formal separation of a-teams and b-teams to ensure backup availability
-

AS US STATES RE-OPEN, WE ARE MONITORING A BROAD ARRAY OF DATA POINTS TO PREDICT REGIONS AT HIGHEST RISK OF ADDITIONAL DISRUPTION

- How hard has the region been hit?
- Where is the region on its first outbreak curve (emerging, stabilizing, recovering)?
-

WE HAVE A HIGHLY DEVELOPED TOOLKIT TO SUPPORT MANAGEMENT TEAMS A



WE CAN ALSO ASSESS THE IMPACT OF HOW CHANGES IN MOBILITY AND TESTING IMPACT VIRUS SPREAD

Example outputs for United States

Similar outputs are available for all U.S. States


How long could that take?

- In short, 18+ months is likely for development, trials, approval and mass production
- The best comparison we have is the development of H1N1 vaccines under similar circumstances:

What is the current status?

- As of 5/26, there are 113 vaccine programs, with 15 in a clinical stage
- Two broad categories of vaccine are under development:
 - Traditional

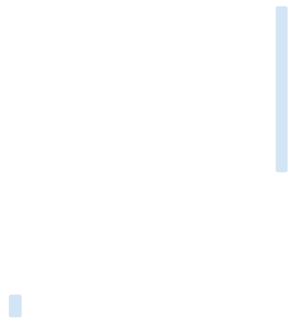
Infected proportion of population, by country



Infected proportion of US population, by MSA

U.S. Unemployment Forecasts – Q1, Q2, Q3, and Q4

Quarterly unemployment rate, by select economic analysts (5)¹



Key insights

- Most annual unemployment forecasts assume a steady economic recovery starting in June, and do not account for the possibility of subsequent significant waves of infection
- 41.1 million unemployment claims filed since start of the COVID-19 lockdown, wiping out the last eleven years of job gains^{2, 3}
- Congressional Budget Office forecasts a slower employment recovery than

READ OUR LATEST INSIGHTS ABOUT COVID-19 AND ITS GLOBAL IMPACT ONLINE

Oliver Wyman and our parent company Marsh and McLennan (MMC) have been monitoring the latest events and are putting forth our perspectives to support our clients and the industries they serve around the world. Our dedicated COVID-19 digital destination will be updated daily as the situation evolves.

[Visit our dedicated COVID-19 website](#)

QUALIFICATIONS, ASSUMPTIONS, AND LIMITING CONDITIONS

This report is for the exclusive use of the Oliver Wyman client named herein. This report is not intended for general circulation or publication, nor is it to be reproduced, quoted, or distributed for any purpose without the prior written permission of Oliver Wyman. There are no third-party beneficiaries with respect to this report, and Oliver Wyman does not accept any liability to any third party.

Information furnished by others, upon which all or portions of this report are based, is believed to be reliable but has not been independently verified, unless otherwise expressly indicated. Public information and industry and statistical data are from sources we deem to be reliable; however, we make no representation as to the accuracy or completeness of such information. The findings contained in this report may contain predictions based on current data and historical trends. Any such predictions are subject to inherent risks and uncertainties. Oliver Wyman accepts no responsibility for actual results or future events.

The opinions expressed in this report are valid only for the purpose stated herein and as of the date of this report. No obligation is assumed to revise this report to reflect changes, events, or conditions, which occur subsequent to the date hereof.

All decisions in connection with the implementation or use of advice or recommendations contained in this report are the sole responsibility of the client. This report does not represent investment advice nor does it provide an opinion regarding the fairness of any transaction to any and all parties. In addition, this report does not represent legal, medical, accounting, safety, or other specialized advice. P-2.8-6.1 ()3.3 (i)-0.9 (t)-3.4 (y)-6.2 (g,9 (cco)-3.3d (o)-4.1 (t)-12 (aa)-4 (.2 (gO)-1 6)4.4 (p)-6.1 (o)-4.1 (a

